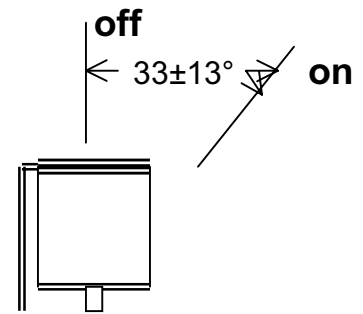
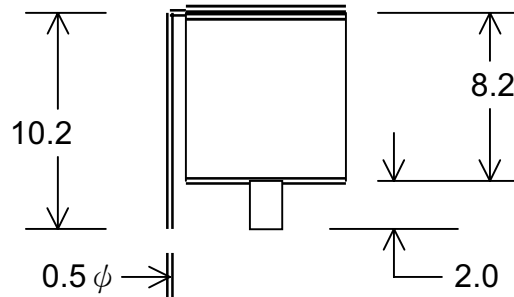
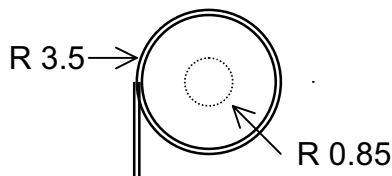

Tilt sensor A613 specification

Features:

- Tilt degree : Normally open 33° (off \rightarrow on), (other tilt angle are available.)
- 10,000 times on-off lift test.
- Machinery type, non-mercury inside.
- Max. input: 10 Watts



Dimension:



unit: mm

Remark:

1. contact impedance: 2.0 Ohms Max.
2. tilt angle: $20 \sim 45^\circ$
3. Gold alloy plated